


Making Optical Illusions with Pippin Michelli


Two Tuesdays: May 16 & May 23, 2017

Tallent Hall, Room 182 10 AM to 12 noon

May 16 - Animation Toys Last year we looked at the mechanics and philosophy of optical illusions. We saw videos of optical illusion toys made by young students, and there were a few samples to play with, too. So, by popular request, this time we will make some of them! A printed cardstock "kit" with sample designs and blanks will be provided so each member can create their own **zoetrope**. Usually this is a spinning drum with slits for viewing an animation strip inside, but we will go one better and add discs to its inside base to create spreading patterns there, too. Picture above is a **double zoetrope**.



If there's time, we'll also make a few thaumotropes. These are 2-sided discs whose images fuse together when the disc is twirled, creating a picture that completes itself, or allows a very simple animation. A "kit" will be provided, including blanks, if you feel creative (or for later), and pre-printed samples.



May 23 - Perception Illusions Again, there will be printed cardstock "kits" to let you make them yourself. So you can make a paper animal that watches you wherever you go, a uniquely perfect Penrose (impossible) triangle, and an astounding shape that appears like a cylinder in one direction and a cuboid (3D oblong) in the other (photo on left). If you set it before a mirror you can watch the change happen!

See reverse side for supplies you need to bring to each class.

Questions? Call Jo Ann Shea at 262-554-8081 or email to joaz44@hotmail.com



Illusions: Register by May 1, 2017 Price includes materials Member \$20 Guest \$30

Name _____ Check # _____


Email _____ Phone _____

Emergency contact name & phone _____

Pippin Michelli – Our Instructor for “Making Optical Illusions”

Pippin Michelli earned her PhD in Medieval art from the University of East Anglia, Norwich, UK, and has taught at all levels, especially in universities, liberal arts colleges, and dedicated art schools. In 2013-14, Professor Michelli was a Visiting Professor of Art History at UW-Parkside.

Her approach is based, in part, on a close examination of artifacts and architecture to discover what they say about themselves, which in turn throws light on the cultural origins and the possible intentions, sometimes accidental, of their creators.



Please bring these supplies to each class:

Pens, pencils – colors as desired
Small Avery glue stick (better than Elmers!)
Good spectacles, if you need them
Sticky tape (optional but helpful)
Mirror (optional but satisfying)

Ruler
Scissors
Patience

Payment options:

- Deliver cash registration to Vanessa at the ALL office in Tallent Hall. Checks should be payable to UW Parkside/ALL – deliver or mail to Vanessa.
- Member credit card registration fees must be submitted online! Watch for an email with the registration LINK on or about the 1st Monday each month.
- NO online credit card registrations accepted for guests.
- Note: Members get preference when signing up.