








Campus Safety – Guidance for Students & Personnel

Note to Instructional Staff: please review safety and emergency procedures with your students at the beginning of the semester.

	<p>Please call the UW-Parkside Police for any campus emergency:</p> <ul style="list-style-type: none"> • Dial x2911 from any campus phone, or 262.595.2911 from other phones. • The non-emergency number is x2455, or 262.595.2455. • Additional emergency and safety information is available on the UW-Parkside Police web site: https://www.uwp.edu/live/offices/universitypolice/
	<p>Emergency Call Boxes:</p> <ul style="list-style-type: none"> • Thirty-one (31) “blue-light” emergency call boxes are located on the campus grounds. • You should be able to see an emergency call box from almost any vantage point near the main academic complex.
	<p>Smoke / Fire on Campus:</p> <ul style="list-style-type: none"> • Alert persons in the area of the fire. • Activate the fire alarm at the nearest pull-station. • The fire alarm means evacuate! You can return after the “all clear” or the alarm stops. • Evacuate using the nearest safe exit; please consider alternative egress routes as well. • Close doors to confine fire...but we prefer you not lock the doors. • Do not use the elevators. Stairwells are <i>safe haven</i> areas for those unable to evacuate. • Call the UW-Parkside Police from a safe location.
	<p>Fire Extinguishers:</p> <ul style="list-style-type: none"> • Don’t attempt to fight a fire unless you’ve had specific training on the use of fire extinguishers; instead, please evacuate and get help! • Follow the procedures noted above <u>before</u> attempting to fight a fire. • Know the “PASS Technique” when using a fire extinguisher: Pull the pin, Aim at the base of the fire, Squeeze the lever, Sweep side-to-side
	<p>Severe Weather and Tornado Safety:</p> <ul style="list-style-type: none"> • Tornado Watch: conditions are favorable for a tornado. • Tornado Warning: seek shelter. • Ranger Alert is the primary communication method for severe weather emergencies. There’s also an outdoor siren at the SAC, which may or may not be heard inside buildings. • The primary academic complex shelter location is the “D2” basement level. • The primary residence hall shelter locations are the restrooms. • If you can’t safely reach D2, then please seek shelter away from exterior glass in an interior room or corridor. • Avoid free-span roofs during a tornado, like we have in the gymnasiums and pool. • Know your department’s procedure for shut-down of business activities and for moving yourself, coworkers and students to shelter areas.
	<p>Automated External Defibrillators (AED) for Cardiac Arrest:</p> <ul style="list-style-type: none"> • Each major campus building has an AED. Know their locations. Know how to use an AED. Please review this 5 minute video: https://www.youtube.com/watch?v=8WRvTvwjkGw • Call the UW-Parkside Police for all medical emergencies.
	<p>Ranger Alert will send a text message to your mobile phone in the event of severe weather or other campus emergencies.</p> <ul style="list-style-type: none"> • Students with a known mobile phone number are “opt-out” for Ranger Alert. • Personnel are “opt-in”, and must register. Go to: www.uwp.edu/explore/offices/safety/rangeralert.cfm • Please keep your phone number and provider current in this database to receive alerts.