

Consortium: Student Unions and Programming Student Survey





Description:

Date Created: 12/5/2011 4:02:16 PM








Date Range: 12/6/2011 12:00:00 AM - 7/1/2020 11:59:00 PM

Total Respondents: 163








Q1. How important was the Student Center (the facilities, amenities, and programs offered at the Student Center in deciding which college to attend?)

Count	Percent		
29	17.79%		Very important
38	23.31%		Moderately important
34	20.86%		Slightly important
62	38.04%		Not at all important
163	Respondents		

Q2. On average during the Fall 2011 semester, how many hours would you say that you spent at the Student Center?(For those employed at the Student Center, please do not count hours that you spent working.) - During the week (Monday-Thursday)

Count	Percent		
17	10.56%		10 or more hours
3	1.86%		8 - 9 hours
14	8.70%		6 - 7 hours
21	13.04%		4 - 5 hours
32	19.88%		2 - 3 hours
50	31.06%		1 hour or less
24	14.91%		I did not visit the Student Center.
161	Respondents		











Q3. On average during the Fall 2011 semester, how many hours would you say that you spent at the Student Center?(For those employed at the Student Center, please do not count hours that you spent working.) - On the weekends (Friday-Sunday)





Count	Percent		
1	0.69%		10 or more hours
0	0.00%		8 - 9 hours
1	0.69%		6 - 7 hours
5	3.45%		4 - 5 hours
13	8.97%		2 - 3 hours
36	24.83%		1 hour or less
89	61.38%		I did not visit the Student Center.
145	Respondents		


Q4. How often do you visit the Student Center web page?

Count	Percent		
4	2.45%		5 or more times a week
7	4.29%		3 - 4 times per week
9	5.52%		1 - 2 times per week
28	17.18%		1 - 2 times per month
34	20.86%		1 - 2 times per semester/quarter
81	49.69%		Never
163	Respondents		







Q5. What is the most common way you learn about activities, programs, and/or services at the Student Center?

Count	Percent		
2	1.23%		Campus newspaper
56	34.57%		Campus e-mail
45	27.78%		Flyers/posters/banners/chalking on campus
15	9.26%		Word of mouth (from students, faculty and/or administrators)
16	9.88%		E-mail message/forward
4	2.47%		E-mail listserv
0	0.00%		Online shared calendar/bulletin board
2	1.23%		Online communities (Facebook, MySpace, etc.)
4	2.47%		Web page
4	2.47%		Other (please specify)







Count	Percent		
1	25.00%		bridge advertisements
1	25.00%		Flyers and E-mail - couldn't pick both!
1	25.00%		I am involved in many orgs
1	25.00%		Telepathy

14	8.64%		I never seem to hear about what is happening in the Student Center.
162	Respondents		







Q6. Please rate your level of agreement with the following statement: - Overall, activities and programs offered at the Student Center are effectively promoted.

Count	Percent		
18	11.04%		Strongly agree
54	33.13%		Somewhat agree
36	22.09%		Neither agree nor disagree
27	16.56%		Somewhat disagree
7	4.29%		Strongly disagree
21	12.88%		No basis to judge
163	Respondents		







Q7. When you come to the Student Center, how frequently do you do each of the following? - Eat in the Student Center

Count	Percent		
23	15.65%		5 or more times a week
24	16.33%		3 - 4 times per week
14	9.52%		1 - 2 times per week
18	12.24%		1 - 2 times per month
28	19.05%		1 - 2 times per semester/quarter
40	27.21%		Not applicable/I never do this at the Student Center
147	Respondents		

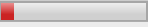


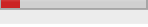


Q8. When you come to the Student Center, how frequently do you do each of the following? - Use a meal plan or declining balance to pay for food

Count	Percent		
26	17.81%		5 or more times a week
12	8.22%		3 - 4 times per week
2	1.37%		1 - 2 times per week
2	1.37%		1 - 2 times per month
6	4.11%		1 - 2 times per semester/quarter
98	67.12%		Not applicable/I never do this at the Student Center
146	Respondents		







Q9. When you come to the Student Center, how frequently do you do each of the following? - Use cash to pay for food

Count	Percent		
8	5.48%		5 or more times a week
11	7.53%		3 - 4 times per week
12	8.22%		1 - 2 times per week
20	13.70%		1 - 2 times per month
35	23.97%		1 - 2 times per semester/quarter
60	41.10%		Not applicable/I never do this at the Student Center
146	Respondents		







Q10. When you come to the Student Center, how frequently do you do each of the following? - Spend time with friends socializing

Count	Percent		
13	8.90%		5 or more times a week
18	12.33%		3 - 4 times per week
22	15.07%		1 - 2 times per week
19	13.01%		1 - 2 times per month
20	13.70%		1 - 2 times per semester/quarter
54	36.99%		Not applicable/I never do this at the Student Center
146	Respondents		







Q11. When you come to the Student Center, how frequently do you do each of the following? - Study on your own

Count	Percent		
11	7.53%		5 or more times a week
20	13.70%		3 - 4 times per week
17	11.64%		1 - 2 times per week
24	16.44%		1 - 2 times per month
20	13.70%		1 - 2 times per semester/quarter
54	36.99%		Not applicable/I never do this at the Student Center
146	Respondents		







Q12. When you come to the Student Center, how frequently do you do each of the following? - Meet with a group to study

Count	Percent		
2	1.37%		5 or more times a week
5	3.42%		3 - 4 times per week
6	4.11%		1 - 2 times per week
13	8.90%		1 - 2 times per month
23	15.75%		1 - 2 times per semester/quarter
97	66.44%		Not applicable/I never do this at the Student Center
146	Respondents		







Q13. When you come to the Student Center, how frequently do you do each of the following? - Meet with a faculty/staff member

Count	Percent		
1	0.69%		5 or more times a week
3	2.08%		3 - 4 times per week
9	6.25%		1 - 2 times per week
7	4.86%		1 - 2 times per month
16	11.11%		1 - 2 times per semester/quarter
108	75.00%		Not applicable/I never do this at the Student Center
144	Respondents		







Q14. When you come to the Student Center, how frequently do you do each of the following? - Relax or take a nap

Count	Percent		
2	1.37%		5 or more times a week
6	4.11%		3 - 4 times per week
9	6.16%		1 - 2 times per week
14	9.59%		1 - 2 times per month
14	9.59%		1 - 2 times per semester/quarter
101	69.18%		Not applicable/I never do this at the Student Center
146	Respondents		







Q15. When you come to the Student Center, how frequently do you do each of the following? - Get information about what is happening on campus

Count	Percent		
7	4.79%		5 or more times a week
5	3.42%		3 - 4 times per week
16	10.96%		1 - 2 times per week
20	13.70%		1 - 2 times per month
24	16.44%		1 - 2 times per semester/quarter
74	50.68%		Not applicable/I never do this at the Student Center
146	Respondents		







Q16. When you come to the Student Center, how frequently do you do each of the following? - Attend a program, speaker, event, or performance

Count	Percent		
1	0.68%		5 or more times a week
6	4.08%		3 - 4 times per week
7	4.76%		1 - 2 times per week
20	13.61%		1 - 2 times per month
60	40.82%		1 - 2 times per semester/quarter
53	36.05%		Not applicable/I never do this at the Student Center
147	Respondents		







Q17. When you come to the Student Center, how frequently do you do each of the following? - Attend late-night programs (movies, dances, comedians, events)

Count	Percent		
3	2.07%		5 or more times a week
2	1.38%		3 - 4 times per week
5	3.45%		1 - 2 times per week
16	11.03%		1 - 2 times per month
30	20.69%		1 - 2 times per semester/quarter
89	61.38%		Not applicable/I never do this at the Student Center
145	Respondents		







Q18. When you come to the Student Center, how frequently do you do each of the following? - Attend student club/organization meetings

Count	Percent		
2	1.40%		5 or more times a week
6	4.20%		3 - 4 times per week
12	8.39%		1 - 2 times per week
8	5.59%		1 - 2 times per month
16	11.19%		1 - 2 times per semester/quarter
99	69.23%		Not applicable/I never do this at the Student Center
143	Respondents		







Q19. When you come to the Student Center, how frequently do you do each of the following? - Use student club/organization office space (Student Involvement Center)

Count	Percent		
6	4.14%		5 or more times a week
4	2.76%		3 - 4 times per week
8	5.52%		1 - 2 times per week
3	2.07%		1 - 2 times per month
8	5.52%		1 - 2 times per semester/quarter
116	80.00%		Not applicable/I never do this at the Student Center
145	Respondents		



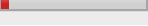



Q20. When you come to the Student Center, how frequently do you do each of the following? - Watch television

Count	Percent		
1	0.68%		5 or more times a week
0	0.00%		3 - 4 times per week
3	2.05%		1 - 2 times per week
5	3.42%		1 - 2 times per month
14	9.59%		1 - 2 times per semester/quarter
123	84.25%		Not applicable/I never do this at the Student Center
146	Respondents		







Q21. When you come to the Student Center, how frequently do you do each of the following? - Visit bookstore or credit union

Count	Percent		
3	2.05%		5 or more times a week
3	2.05%		3 - 4 times per week
11	7.53%		1 - 2 times per week
29	19.86%		1 - 2 times per month
71	48.63%		1 - 2 times per semester/quarter
29	19.86%		Not applicable/I never do this at the Student Center
146	Respondents		

Q22. When you come to the Student Center, how frequently do you do each of the following? - Visit an administrative or student services office

Count	Percent		
3	2.05%		5 or more times a week
3	2.05%		3 - 4 times per week
8	5.48%		1 - 2 times per week
14	9.59%		1 - 2 times per month
37	25.34%		1 - 2 times per semester/quarter
81	55.48%		Not applicable/I never do this at the Student Center
146	Respondents		

Q23. When you come to the Student Center, how frequently do you do each of the following? - Use a computer work station

Count	Percent		
7	4.83%		5 or more times a week
4	2.76%		3 - 4 times per week
10	6.90%		1 - 2 times per week
11	7.59%		1 - 2 times per month
13	8.97%		1 - 2 times per semester/quarter
100	68.97%		Not applicable/I never do this at the Student Center
145	Respondents		

Q24. When you come to the Student Center, how frequently do you do each of the following? - Visit the game room (The Den)

Count	Percent		
1	0.69%	<input type="checkbox"/>	5 or more times a week
4	2.78%	<input type="checkbox"/>	3 - 4 times per week
12	8.33%	<input type="checkbox"/>	1 - 2 times per week
14	9.72%	<input type="checkbox"/>	1 - 2 times per month
22	15.28%	<input type="checkbox"/>	1 - 2 times per semester/quarter
91	63.19%	<input checked="" type="checkbox"/>	Not applicable/I never do this at the Student Center
144 Respondents			

Q25. For what other reasons (not listed above) do you visit the Student Center?

Count	Percent		
49	100.00%	<input checked="" type="checkbox"/>	
Count	Percent		
1	2.04%	<input type="checkbox"/>	-
1	2.04%	<input type="checkbox"/>	bank
1	2.04%	<input type="checkbox"/>	bookstore
1	2.04%	<input type="checkbox"/>	CRU
1	2.04%	<input type="checkbox"/>	Eat! nom-nom. Red Bull! Breakfast rocks!
1	2.04%	<input type="checkbox"/>	Flu shot
1	2.04%	<input type="checkbox"/>	Food or bookstore
1	2.04%	<input type="checkbox"/>	For work
1	2.04%	<input type="checkbox"/>	get info from concierge
1	2.04%	<input type="checkbox"/>	I am an employee of the Student Center, so most of my time there is for work.
1	2.04%	<input type="checkbox"/>	I commute to school and did not even know there was a den
1	2.04%	<input type="checkbox"/>	I don't care about it.
1	2.04%	<input type="checkbox"/>	I eat at the Caf.
1	2.04%	<input type="checkbox"/>	I enjoy being around fellow students and meeting new people.
1	2.04%	<input type="checkbox"/>	I used to visit it to study and eat lunch. However, the internet connection lately has been very weak. This has stopped me from studying in the student center because the internet connection will either be very slow or disconnect randomly.
1	2.04%	<input type="checkbox"/>	I visit some time just for relax i sit on the couch and look outside i feel good. (Peace)
1	2.04%	<input type="checkbox"/>	I work there
1	2.04%	<input type="checkbox"/>	I work there.
1	2.04%	<input type="checkbox"/>	Just for the fun of it
1	2.04%	<input type="checkbox"/>	Microwave, concierge, passing through.
1	2.04%	<input type="checkbox"/>	Mostly I just drop my boyfriend off for work. My classes are all in the Rita Tallent Picken Center. I do attend the wednesday noon concerts in the Ballroom.
2	4.08%	<input type="checkbox"/>	n/a
3	6.12%	<input type="checkbox"/>	N/A
1	2.04%	<input type="checkbox"/>	NA
1	2.04%	<input type="checkbox"/>	Nada.
3	6.12%	<input type="checkbox"/>	none
2	4.08%	<input type="checkbox"/>	None
1	2.04%	<input type="checkbox"/>	Pass through - I like the environment and like to feel connected to the campus (I'm a non-traditional student who primarily attends classes evening only).
		<input type="checkbox"/>	

1	2.04%	<input type="checkbox"/>	Passing through on my way to classes.
1	2.04%	<input type="checkbox"/>	Prayer Meeting in the Oak Room
1	2.04%	<input type="checkbox"/>	Print papers and homework.
1	2.04%	<input type="checkbox"/>	read a book / kill time
1	2.04%	<input type="checkbox"/>	Rest rooms.
1	2.04%	<input type="checkbox"/>	The bathrooms aren't any cleaner than in other buildings on campus, but they have better acoustics.
1	2.04%	<input type="checkbox"/>	There are no other reasons.
1	2.04%	<input type="checkbox"/>	to get a good cup of coffee.
1	2.04%	<input type="checkbox"/>	To go to Student Activities
1	2.04%	<input type="checkbox"/>	To grab a coffee from the Starbucks.
1	2.04%	<input type="checkbox"/>	To pass through it to get to Molinaro Hall.
1	2.04%	<input type="checkbox"/>	To ponder what could've been improved with it
1	2.04%	<input type="checkbox"/>	To use the bathroom
1	2.04%	<input type="checkbox"/>	To walk through when the weather is cold.
1	2.04%	<input type="checkbox"/>	To walk to class.

49 Respondents

Q26. Are you now or have you ever been an employee at the Student Center at UW Parkside?

Count Percent

9	6.04%	<input type="checkbox"/>	I am currently employed at the Student Center.
2	1.34%	<input type="checkbox"/>	I was previously employed at the Student Center.
138	92.62%	<input checked="" type="checkbox"/>	I have never been employed at the Student Center.

149 Respondents

Q27. In which of the following types of on-campus activities do you actively participate? (Check all that apply)


Count Respondent % Response %

57	39.58%	24.89%	<input checked="" type="checkbox"/>	Campus events (movies, concerts, speakers)
21	14.58%	9.17%	<input type="checkbox"/>	Community service/service-learning projects
3	2.08%	1.31%	<input type="checkbox"/>	Greek-letter organizations
12	8.33%	5.24%	<input type="checkbox"/>	Honor societies
6	4.17%	2.62%	<input type="checkbox"/>	Intercollegiate athletics
23	15.97%	10.04%	<input type="checkbox"/>	Performing arts (theater, music, dance)
10	6.94%	4.37%	<input type="checkbox"/>	Political activism
6	4.17%	2.62%	<input type="checkbox"/>	Recreational activities (sport clubs, intramurals)
5	3.47%	2.18%	<input type="checkbox"/>	Student government
2	1.39%	0.87%	<input type="checkbox"/>	Student media (yearbook, newspaper, radio)
24	16.67%	10.48%	<input type="checkbox"/>	Other student organization or student club (please specify)

Count Percent

1	4.17%	<input type="checkbox"/>	Active Minds
1	4.17%	<input type="checkbox"/>	Computer Science Club
1	4.17%	<input type="checkbox"/>	CRU
1	4.17%	<input type="checkbox"/>	Economics Club
1	4.17%	<input type="checkbox"/>	Geography Club
1	4.17%	<input type="checkbox"/>	history club





2	8.33%		Intervarsity Christian Fellowship
1	4.17%		Latinos Unidos
1	4.17%		OMSA: mentoring
1	4.17%		pama
2	8.33%		PAMA
1	4.17%		Parkside Asian Organization
1	4.17%		Parkside Association of Wargames; and Geography Club
1	4.17%		Parkside Environmental Club
1	4.17%		PAS
1	4.17%		pmvo,anthro club, geography club
1	4.17%		Pre Health Club & Biology Club
1	4.17%		psych club
1	4.17%		Psychology Club
1	4.17%		SOC and InterVarsity
1	4.17%		UW Parkside Democrats

60 41.67% 26.20%  None of the above





144 Respondents

229 Responses

Q28. Please indicate your level of agreement with the following statements: As a result of my employment in the Student Center. . . - My customer service skills have improved.

Count	Percent		
4	40.00%		Strongly agree
3	30.00%		Somewhat agree
2	20.00%		Neither agree nor disagree
0	0.00%		Somewhat disagree
1	10.00%		Strongly disagree
10			Respondents

Q29. Please indicate your level of agreement with the following statements: As a result of my employment in the Student Center. . . - My time management skills have improved.

Count	Percent		
5	50.00%		Strongly agree
2	20.00%		Somewhat agree
3	30.00%		Neither agree nor disagree
0	0.00%		Somewhat disagree
0	0.00%		Strongly disagree
10			Respondents

Q30. Please indicate your level of agreement with the following statements: As a result of my employment in the Student Center. . . - My leadership skills have improved.

Count	Percent		
5	50.00%		Strongly agree
2	20.00%		Somewhat agree
3	30.00%		Neither agree nor disagree
0	0.00%		Somewhat disagree
0	0.00%		Strongly disagree
10 Respondents			

Q31. Please indicate your level of agreement with the following statements: As a result of my employment in the Student Center. . . - My ability to work as a team has improved.

Count	Percent		
4	40.00%		Strongly agree
2	20.00%		Somewhat agree
3	30.00%		Neither agree nor disagree
1	10.00%		Somewhat disagree
0	0.00%		Strongly disagree
10 Respondents			






Q32. Please indicate your level of agreement with the following statements: As a result of my employment in the Student Center. . . - My organizational skills have improved.

Count	Percent		
4	40.00%		Strongly agree
1	10.00%		Somewhat agree
4	40.00%		Neither agree nor disagree
1	10.00%		Somewhat disagree
0	0.00%		Strongly disagree
10 Respondents			





Q33. Please indicate your level of agreement with the following statements: As a result of my employment in the Student Center. . . - I have gained skills/experience relevant to my future career.

Count	Percent		
4	44.44%		Strongly agree
2	22.22%		Somewhat agree
3	33.33%		Neither agree nor disagree
0	0.00%		Somewhat disagree
0	0.00%		Strongly disagree
9 Respondents			





Q34. Please indicate your level of agreement with the following statements: As a result of my employment in the Student Center. . . - I have gained skills/experiences that I will use after college.

Count	Percent		
4	40.00%		Strongly agree
5	50.00%		Somewhat agree
1	10.00%		Neither agree nor disagree
0	0.00%		Somewhat disagree
0	0.00%		Strongly disagree
10 Respondents			





Q35. Please indicate your level of agreement with the following statements: As a result of my employment in the Student Center. . . - I have gained experience/skills relevant to my academic major.

Count	Percent		
3	33.33%		Strongly agree
2	22.22%		Somewhat agree
3	33.33%		Neither agree nor disagree
1	11.11%		Somewhat disagree
0	0.00%		Strongly disagree
9 Respondents			

Q36. Please note that the next set of questions ask you to think about the programs, speakers, performances, or events at the Student Center - rather than your experience as a student employee. Please indicate your level of agreement with the following statements: As a result of attending programs, speakers, performances, or events at the Student Center . . . - I have been able to meet individuals with different interests from my own.

Count	Percent		
7	17.50%		Strongly agree
14	35.00%		Somewhat agree
14	35.00%		Neither agree nor disagree
3	7.50%		Somewhat disagree
2	5.00%		Strongly disagree
40 Respondents			

Q37. Please note that the next set of questions ask you to think about the programs, speakers, performances, or events at the Student Center - rather than your experience as a student employee. Please indicate your level of agreement with the following statements: As a result of attending programs, speakers, performances, or events at the Student Center . . . - I have been able to meet individuals with similar interests to my own.

Count	Percent		
8	20.51%		Strongly agree
15	38.46%		Somewhat agree
10	25.64%		Neither agree nor disagree
4	10.26%		Somewhat disagree
2	5.13%		Strongly disagree
39 Respondents			

Q38. Please note that the next set of questions ask you to think about the programs, speakers, performances, or events at the Student Center - rather than your experience as a student employee. Please indicate your level of agreement with the following statements: As a result of attending programs, speakers, performances, or events at the Student Center . . . - I have been able to connect with other students.

Count	Percent		
7	17.50%		Strongly agree
16	40.00%		Somewhat agree
11	27.50%		Neither agree nor disagree
4	10.00%		Somewhat disagree
2	5.00%		Strongly disagree
40	Respondents		

Q39. Please note that the next set of questions ask you to think about the programs, speakers, performances, or events at the Student Center - rather than your experience as a student employee. Please indicate your level of agreement with the following statements: As a result of attending programs, speakers, performances, or events at the Student Center . . . - I have been able to connect with faculty.

Count	Percent		
8	20.00%		Strongly agree
8	20.00%		Somewhat agree
16	40.00%		Neither agree nor disagree
6	15.00%		Somewhat disagree
2	5.00%		Strongly disagree
40	Respondents		

Q40. Please note that the next set of questions ask you to think about the programs, speakers, performances, or events at the Student Center - rather than your experience as a student employee. Please indicate your level of agreement with the following statements: As a result of attending programs, speakers, performances, or events at the Student Center . . . - I have been able to connect with staff members/administrators.

Count	Percent		
8	20.51%		Strongly agree
10	25.64%		Somewhat agree
14	35.90%		Neither agree nor disagree
5	12.82%		Somewhat disagree
2	5.13%		Strongly disagree
39	Respondents		

Q41. Please note that the next set of questions ask you to think about the programs, speakers, performances, or events at the Student Center - rather than your experience as a student employee. Please indicate your level of agreement with the following statements: As a result of attending programs, speakers, performances, or events at the Student Center . . . - I feel part of the campus community.

Count	Percent		
8	20.00%		Strongly agree
10	25.00%		Somewhat agree
14	35.00%		Neither agree nor disagree
5	12.50%		Somewhat disagree
3	7.50%		Strongly disagree
40	Respondents		

Q42. Please note that the next set of questions ask you to think about the programs, speakers, performances, or events at the Student Center - rather than your experience as a student employee. Please indicate your level of agreement with the following statements: As a result of attending programs, speakers, performances, or events at the Student Center . . . - I have been able to make a difference on campus.

Count	Percent		
7	17.50%		Strongly agree
9	22.50%		Somewhat agree
12	30.00%		Neither agree nor disagree
7	17.50%		Somewhat disagree
5	12.50%		Strongly disagree
40	Respondents		

Q43. Please note that the next set of questions ask you to think about the programs, speakers, performances, or events at the Student Center - rather than your experience as a student employee. Please indicate your level of agreement with the following statements: As a result of attending programs, speakers, performances, or events at the Student Center . . . - I have gained experience/skills relevant to my academic major.

Count	Percent		
10	25.64%		Strongly agree
13	33.33%		Somewhat agree
9	23.08%		Neither agree nor disagree
5	12.82%		Somewhat disagree
2	5.13%		Strongly disagree
39	Respondents		

Q44. Please note that the next set of questions ask you to think about the programs, speakers, performances, or events at the Student Center - rather than your experience as a student employee. Please indicate your level of agreement with the following statements: As a result of attending programs, speakers, performances, or events at the Student Center . . . - I have gained experience/skills relevant to my future career.

Count	Percent		
9	22.50%		Strongly agree
13	32.50%		Somewhat agree
11	27.50%		Neither agree nor disagree
5	12.50%		Somewhat disagree
2	5.00%		Strongly disagree
40	Respondents		

Q45. Please note that the next set of questions ask you to think about the programs, speakers, performances, or events at the Student Center - rather than your experience as a student employee. Please indicate your level of agreement with the following statements: As a result of attending programs, speakers, performances, or events at the Student Center . . . - I have become more involved with additional campus activities.

Count	Percent		
7	17.50%		Strongly agree
14	35.00%		Somewhat agree
10	25.00%		Neither agree nor disagree
7	17.50%		Somewhat disagree
2	5.00%		Strongly disagree
40	Respondents		

Q46. Please indicate your level of agreement with the following statements: As a result of attending programs, speakers, performances, or events at the Student Center. . . - I have a greater appreciation for the fine and performing arts.

Count	Percent		
11	27.50%		Strongly agree
11	27.50%		Somewhat agree
17	42.50%		Neither agree nor disagree
1	2.50%		Somewhat disagree
0	0.00%		Strongly disagree
40 Respondents			

Q47. Please indicate your level of agreement with the following statements: As a result of attending programs, speakers, performances, or events at the Student Center. . . - My self-confidence has increased.

Count	Percent		
9	22.50%		Strongly agree
7	17.50%		Somewhat agree
17	42.50%		Neither agree nor disagree
4	10.00%		Somewhat disagree
3	7.50%		Strongly disagree
40 Respondents			

Q48. Please indicate your level of agreement with the following statements: As a result of attending programs, speakers, performances, or events at the Student Center. . . - My stress management skills have improved.

Count	Percent		
6	15.00%		Strongly agree
8	20.00%		Somewhat agree
17	42.50%		Neither agree nor disagree
6	15.00%		Somewhat disagree
3	7.50%		Strongly disagree
40 Respondents			

Q49. Please indicate your level of agreement with the following statements: As a result of attending programs, speakers, performances, or events at the Student Center. . . - My time management skills have improved.

Count	Percent		
6	15.00%		Strongly agree
7	17.50%		Somewhat agree
16	40.00%		Neither agree nor disagree
8	20.00%		Somewhat disagree
3	7.50%		Strongly disagree
40 Respondents			

Q50. Please indicate your level of agreement with the following statements: As a result of attending programs, speakers, performances, or events at the Student Center. . . - My communication skills have improved.

Count	Percent		
6	15.00%		Strongly agree
10	25.00%		Somewhat agree
15	37.50%		Neither agree nor disagree
6	15.00%		Somewhat disagree
3	7.50%		Strongly disagree
40	Respondents		

Q51. Please indicate your level of agreement with the following statements: As a result of attending programs, speakers, performances, or events at the Student Center. . . - My critical thinking/problem solving skills have improved.

Count	Percent		
6	15.00%		Strongly agree
10	25.00%		Somewhat agree
15	37.50%		Neither agree nor disagree
8	20.00%		Somewhat disagree
1	2.50%		Strongly disagree
40	Respondents		

Q52. Please indicate your level of agreement with the following statements: As a result of attending programs, speakers, performances, or events at the Student Center. . . - My leadership skills have improved.

Count	Percent		
7	17.50%		Strongly agree
8	20.00%		Somewhat agree
17	42.50%		Neither agree nor disagree
6	15.00%		Somewhat disagree
2	5.00%		Strongly disagree
40	Respondents		

Q53. Please indicate your level of agreement with the following statements: As a result of attending programs, speakers, performances, or events at the Student Center. . . - I am better able to manage conflict.

Count	Percent		
7	17.50%		Strongly agree
6	15.00%		Somewhat agree
17	42.50%		Neither agree nor disagree
7	17.50%		Somewhat disagree
3	7.50%		Strongly disagree
40	Respondents		

Q54. Please indicate your level of agreement with the following statements: As a result of attending programs, speakers, performances, or events at the Student Center. . . - My study skills have improved.

Count	Percent		
5	12.50%		Strongly agree
9	22.50%		Somewhat agree
15	37.50%		Neither agree nor disagree
7	17.50%		Somewhat disagree
4	10.00%		Strongly disagree
40	Respondents		

Q55. Please indicate your level of agreement with the following statements: As a result of attending programs, speakers, performances, or events at the Student Center. . . - I am better able to articulate my values, attitudes, and beliefs.

Count	Percent		
9	22.50%		Strongly agree
9	22.50%		Somewhat agree
14	35.00%		Neither agree nor disagree
6	15.00%		Somewhat disagree
2	5.00%		Strongly disagree
40	Respondents		

Q56. Please indicate your level of agreement with the following statements: As a result of attending programs, speakers, performances, or events at the Student Center. . . - I am better able to articulate my goals in life.

Count	Percent		
8	20.00%		Strongly agree
9	22.50%		Somewhat agree
15	37.50%		Neither agree nor disagree
6	15.00%		Somewhat disagree
2	5.00%		Strongly disagree
40	Respondents		

Q57. Please indicate your level of agreement with the following statements: As a result of attending programs, speakers, performances, or events at the Student Center. . . - My ability to work in a team has improved.

Count	Percent		
8	20.00%		Strongly agree
8	20.00%		Somewhat agree
16	40.00%		Neither agree nor disagree
4	10.00%		Somewhat disagree
4	10.00%		Strongly disagree
40	Respondents		

Q58. Please indicate your level of agreement with the following statements: As a result of attending programs, speakers, performances, or events at the Student Center . . . - My academic achievement and grades have improved.

Count	Percent		
4	10.00%		Strongly agree
9	22.50%		Somewhat agree
18	45.00%		Neither agree nor disagree
4	10.00%		Somewhat disagree
5	12.50%		Strongly disagree
40	Respondents		

Q59. Please indicate your level of agreement with the following statements: As a result of attending programs, speakers, performances, or events at the Student Center . . . - I have learned to balance social activities with academic obligations (homework, studying, group meetings, etc.).

Count	Percent		
8	20.00%		Strongly agree
9	22.50%		Somewhat agree
16	40.00%		Neither agree nor disagree
5	12.50%		Somewhat disagree
2	5.00%		Strongly disagree
40	Respondents		

Q60. Please indicate your level of agreement with the following statements: As a result of attending programs, speakers, performances, or events at the Student Center . . . - I have become more knowledgeable about the campus community.

Count	Percent		
8	20.00%		Strongly agree
14	35.00%		Somewhat agree
13	32.50%		Neither agree nor disagree
3	7.50%		Somewhat disagree
2	5.00%		Strongly disagree
40	Respondents		

Q61. Please indicate your level of agreement with the following statements: As a result of attending programs, speakers, performances, or events at the Student Center . . . - My understanding of diverse perspectives has changed.

Count	Percent		
7	17.95%		Strongly agree
11	28.21%		Somewhat agree
15	38.46%		Neither agree nor disagree
4	10.26%		Somewhat disagree
2	5.13%		Strongly disagree
39	Respondents		

Q62. Please indicate your level of agreement with the following statements: As a result of attending programs, speakers, performances, or events at the Student Center . . . - I am more likely to donate to my college after I graduate.

Count	Percent		
10	25.00%		Strongly agree
7	17.50%		Somewhat agree
12	30.00%		Neither agree nor disagree
6	15.00%		Somewhat disagree
5	12.50%		Strongly disagree
40 Respondents			

Q63. Please indicate your level of agreement with the following statements: As a result of attending programs, speakers, performances, or events at the Student Center . . . - I am more likely to complete my degree at UW-Parkside.

Count	Percent		
12	30.00%		Strongly agree
6	15.00%		Somewhat agree
18	45.00%		Neither agree nor disagree
3	7.50%		Somewhat disagree
1	2.50%		Strongly disagree
40 Respondents			

Q64. Please indicate your level of agreement with the following statements: As a result of attending programs, speakers, performances, or events at the Student Center . . . - My satisfaction with my collegiate experience has improved.

Count	Percent		
12	30.00%		Strongly agree
8	20.00%		Somewhat agree
15	37.50%		Neither agree nor disagree
2	5.00%		Somewhat disagree
3	7.50%		Strongly disagree
40 Respondents			

Q65. Please indicate your level of agreement with the following statements: As a result of attending programs, speakers, performances, or events at the Student Center . . . - I am more likely to participate in alumni events after graduation.

Count	Percent		
8	20.51%		Strongly agree
10	25.64%		Somewhat agree
14	35.90%		Neither agree nor disagree
3	7.69%		Somewhat disagree
4	10.26%		Strongly disagree
39 Respondents			

Q66. Has your participation in programs, speakers, performances, and events at the Student Center provided you with skills that you will use after college?

Count	Percent														
28	21.88%		Yes (please provide a specific example of a meaningful program or event and what you learned by attending the program or event)												
<table border="1"> <thead> <tr> <th>Count</th> <th>Percent</th> <th></th> <th></th> </tr> </thead> <tbody> <tr> <td>1</td> <td>3.57%</td> <td></td> <td>Attending on campus protests is something I will continue and was pleased to see UW-P involved in.</td> </tr> <tr> <td>1</td> <td>3.57%</td> <td></td> <td>Club meetings</td> </tr> </tbody> </table>				Count	Percent			1	3.57%		Attending on campus protests is something I will continue and was pleased to see UW-P involved in.	1	3.57%		Club meetings
Count	Percent														
1	3.57%		Attending on campus protests is something I will continue and was pleased to see UW-P involved in.												
1	3.57%		Club meetings												

1	3.57%	<input type="checkbox"/>	Exec in Res: how to manage my career and network Being in PAMA: All the above
1	3.57%	<input type="checkbox"/>	Executive in Residence- gave me chance to hear from local business community.
1	3.57%	<input type="checkbox"/>	Holocaust Survivor
1	3.57%	<input type="checkbox"/>	I am in the University of Wisconsin Parkside University Chorale. We hold concerts in the Ballroom and as a music major I am required to attend the Wednesday Noon Concert Series Concerts. I have been thinking of using my music major to perform in a choir after graduation and maybe start a blog that will critique performances that I see.
1	3.57%	<input type="checkbox"/>	I attended a program on program attendance and it verified that I was actually there. I learned much about life that night.
1	3.57%	<input type="checkbox"/>	I attended an event in theater it was about prison system of U.S I learned a lot. After that I saw some changes in my self like confidence to do some thing good in my life which should be beneficial for others or community. Some thing different. I INFLUENCED a lot from one it was on book call this is I believe 2.
1	3.57%	<input type="checkbox"/>	I enjoy having the executive in residence come and talk about their experiences and how they got where they were in their careers.
1	3.57%	<input type="checkbox"/>	N/A. I'm too busy doing homework all the time instead of attending most events.
1	3.57%	<input type="checkbox"/>	Open Mic nights really expand my perspective
1	3.57%	<input type="checkbox"/>	Out Loud Chicago comedy show was helpful in seeing the internal identities of the gay community externalized. Islamica was awesome all around and helped understand the Islamic faith and get an idea of what the face as individuals and as communities within communities.
1	3.57%	<input type="checkbox"/>	performing in front of an audience is a skill that i will use in the future
1	3.57%	<input type="checkbox"/>	Race after prison life
1	3.57%	<input type="checkbox"/>	The speaker we had at Ranger Welcome. He was great and a lot of his tips have helped me succeed at Parkside.
1	3.57%	<input type="checkbox"/>	The speakers that come and talk about about what thier doing now, after graduating from parkside is really nice.
1	3.57%	<input type="checkbox"/>	The things I've learned from panel discussion here at Parkside I will utilize when I'm interacting with individuals outside of the classroom. I will recognize and respect certain individuals in a certain light better to converge to a broader understand of how our society and the world function.
1	3.57%	<input type="checkbox"/>	They provided me with information of how to choose or switch my major or minor degree in college, and my rights as a student and a citizen.
1	3.57%	<input type="checkbox"/>	When the students from Germany came and gave presentations was the best although I've enjoyed many others. It was interesting to get the German students perspectives on America.
1	3.57%	<input type="checkbox"/>	yes, it will help knowledge my understanding after college and the speakers are very motivational.

100 78.13% No

128 Respondents





Q67. What prevents you from visiting the Student Center on a more frequent basis? (Check all that apply)

Count	Respondent %	Response %										
1	5.88%	4.00%	<input type="checkbox"/> Not a convenient location									
8	47.06%	32.00%	<input checked="" type="checkbox"/> I don't have time/too busy									
0	0.00%	0.00%	<input type="checkbox"/> Not open when I am on campus									
13	76.47%	52.00%	<input checked="" type="checkbox"/> Nothing I need is there									
3	17.65%	12.00%	<input type="checkbox"/> Other (please specify)									
<table border="1"> <thead> <tr> <th>Count</th> <th>Percent</th> <th></th> </tr> </thead> <tbody> <tr> <td>1</td> <td>33.33%</td> <td><input checked="" type="checkbox"/> Expensive food, unfriendly staff, wifi only recently installed and still very buggy</td> </tr> <tr> <td>1</td> <td>33.33%</td> <td><input checked="" type="checkbox"/> No knowledge of it.</td> </tr> </tbody> </table>				Count	Percent		1	33.33%	<input checked="" type="checkbox"/> Expensive food, unfriendly staff, wifi only recently installed and still very buggy	1	33.33%	<input checked="" type="checkbox"/> No knowledge of it.
Count	Percent											
1	33.33%	<input checked="" type="checkbox"/> Expensive food, unfriendly staff, wifi only recently installed and still very buggy										
1	33.33%	<input checked="" type="checkbox"/> No knowledge of it.										





17 Respondents

25 Responses


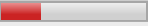


Q68. Please indicate how important it is to you that the Student Center on your campus has each of the following features/characteristics. Then indicate your current level of satisfaction with each aspect of the Student Center on your campus. - Availability of lounges and meeting room space

Count	Percent		
39	34.21%		Very important to me
31	27.19%		Moderately important to me
26	22.81%		Slightly important to me
18	15.79%		Not at all important to me
114	Respondents		


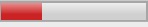


Q69. Please indicate how important it is to you that the Student Center on your campus has each of the following features/characteristics. Then indicate your current level of satisfaction with each aspect of the Student Center on your campus. - Welcoming and comfortable atmosphere

Count	Percent		
63	54.78%		Very important to me
34	29.57%		Moderately important to me
11	9.57%		Slightly important to me
7	6.09%		Not at all important to me
115	Respondents		


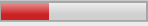


Q70. Please indicate how important it is to you that the Student Center on your campus has each of the following features/characteristics. Then indicate your current level of satisfaction with each aspect of the Student Center on your campus. - Variety of entertainment options

Count	Percent		
31	26.96%		Very important to me
32	27.83%		Moderately important to me
28	24.35%		Slightly important to me
24	20.87%		Not at all important to me
115	Respondents		





Q71. Please indicate how important it is to you that the Student Center on your campus has each of the following features/characteristics. Then indicate your current level of satisfaction with each aspect of the Student Center on your campus. - Variety of learning opportunities

Count	Percent		
40	35.40%		Very important to me
32	28.32%		Moderately important to me
21	18.58%		Slightly important to me
20	17.70%		Not at all important to me
113	Respondents		


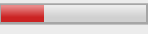


Q72. Please indicate how important it is to you that the Student Center on your campus has each of the following features/characteristics. Then indicate your current level of satisfaction with each aspect of the Student Center on your campus. - Variety of food options

Count	Percent		
51	44.35%		Very important to me
38	33.04%		Moderately important to me
17	14.78%		Slightly important to me
9	7.83%		Not at all important to me
115	Respondents		

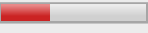



Q73. Please indicate how important it is to you that the Student Center on your campus has each of the following features/characteristics. Then indicate your current level of satisfaction with each aspect of the Student Center on your campus. - Variety of retail/service options

Count	Percent		
24	21.05%		Very important to me
35	30.70%		Moderately important to me
29	25.44%		Slightly important to me
26	22.81%		Not at all important to me
114	Respondents		





Q74. Please indicate how important it is to you that the Student Center on your campus has each of the following features/characteristics. Then indicate your current level of satisfaction with each aspect of the Student Center on your campus. - Atmosphere that encourages informal interaction amongst students and staff

Count	Percent		
41	36.61%		Very important to me
33	29.46%		Moderately important to me
23	20.54%		Slightly important to me
15	13.39%		Not at all important to me
112	Respondents		




Q75. Please indicate how important it is to you that the Student Center on your campus has each of the following features/characteristics. Then indicate your current level of satisfaction with each aspect of the Student Center on your campus. - Atmosphere that encourages informal interaction amongst students and faculty

Count	Percent		
39	33.62%		Very important to me
32	27.59%		Moderately important to me
27	23.28%		Slightly important to me
18	15.52%		Not at all important to me
116	Respondents		

Q76. Please indicate how important it is to you that the Student Center on your campus has each of the following features/characteristics. Then indicate your current level of satisfaction with each aspect of the Student Center on your campus. - Atmosphere that is conducive to studying

Count	Percent		
61	52.59%		Very important to me
31	26.72%		Moderately important to me
10	8.62%		Slightly important to me
14	12.07%		Not at all important to me
116	Respondents		

Q77. Please indicate how important it is to you that the Student Center on your campus has each of the following features/characteristics. Then indicate your current level of satisfaction with each aspect of the Student Center on your campus. - Availability of lounges and meeting room space

Count	Percent		
30	26.79%		Very satisfied
40	35.71%		Somewhat satisfied
13	11.61%		Somewhat dissatisfied
6	5.36%		Very dissatisfied
23	20.54%		No basis to judge/Not applicable
112	Respondents		

Q78. Please indicate how important it is to you that the Student Center on your campus has each of the following features/characteristics. Then indicate your current level of satisfaction with each aspect of the Student Center on your campus. - Welcoming and comfortable atmosphere

Count	Percent		
46	40.71%		Very satisfied
46	40.71%		Somewhat satisfied
8	7.08%		Somewhat dissatisfied
1	0.88%		Very dissatisfied
12	10.62%		No basis to judge/Not applicable
113	Respondents		

Q79. Please indicate how important it is to you that the Student Center on your campus has each of the following features/characteristics. Then indicate your current level of satisfaction with each aspect of the Student Center on your campus. - Variety of entertainment options

Count	Percent		
24	21.82%		Very satisfied
40	36.36%		Somewhat satisfied
13	11.82%		Somewhat dissatisfied
6	5.45%		Very dissatisfied
27	24.55%		No basis to judge/Not applicable
110	Respondents		

Q80. Please indicate how important it is to you that the Student Center on your campus has each of the following features/characteristics. Then indicate your current level of satisfaction with each aspect of the Student Center on your campus. - Variety of learning opportunities

Count	Percent		
21	19.09%		Very satisfied
39	35.45%		Somewhat satisfied
12	10.91%		Somewhat dissatisfied
8	7.27%		Very dissatisfied
30	27.27%		No basis to judge/Not applicable
110	Respondents		

Q81. Please indicate how important it is to you that the Student Center on your campus has each of the following features/characteristics. Then indicate your current level of satisfaction with each aspect of the Student Center on your campus. - Variety of food options

Count	Percent		
23	20.35%		Very satisfied
31	27.43%		Somewhat satisfied
20	17.70%		Somewhat dissatisfied
22	19.47%		Very dissatisfied
17	15.04%		No basis to judge/Not applicable
113	Respondents		

Q82. Please indicate how important it is to you that the Student Center on your campus has each of the following features/characteristics. Then indicate your current level of satisfaction with each aspect of the Student Center on your campus. - Variety of retail/service options

Count	Percent		
14	12.61%		Very satisfied
35	31.53%		Somewhat satisfied
21	18.92%		Somewhat dissatisfied
12	10.81%		Very dissatisfied
29	26.13%		No basis to judge/Not applicable
111	Respondents		

Q83. Please indicate how important it is to you that the Student Center on your campus has each of the following features/characteristics. Then indicate your current level of satisfaction with each aspect of the Student Center on your campus. - Atmosphere that encourages informal interaction amongst students and staff

Count	Percent		
26	23.64%		Very satisfied
36	32.73%		Somewhat satisfied
13	11.82%		Somewhat dissatisfied
8	7.27%		Very dissatisfied
27	24.55%		No basis to judge/Not applicable
110	Respondents		

Q84. Please indicate how important it is to you that the Student Center on your campus has each of the following features/characteristics. Then indicate your current level of satisfaction with each aspect of the Student Center on your campus. - Atmosphere that encourages informal interaction amongst students and faculty

Count	Percent		
25	22.32%		Very satisfied
38	33.93%		Somewhat satisfied
14	12.50%		Somewhat dissatisfied
7	6.25%		Very dissatisfied
28	25.00%		No basis to judge/Not applicable
112	Respondents		


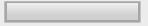
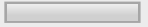







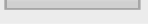









Q85. Please indicate how important it is to you that the Student Center on your campus has each of the following features/characteristics. Then indicate your current level of satisfaction with each aspect of the Student Center on your campus. - Atmosphere that is conducive to studying

Count	Percent		
23	20.35%		Very satisfied
38	33.63%		Somewhat satisfied
19	16.81%		Somewhat dissatisfied
13	11.50%		Very dissatisfied
20	17.70%		No basis to judge/Not applicable
113	Respondents		

Q86. Overall, how satisfied are you with the Student Center?

Count	Percent		
36	29.75%		Very satisfied
55	45.45%		Somewhat satisfied
9	7.44%		Somewhat dissatisfied
5	4.13%		Very dissatisfied
16	13.22%		No basis to judge/Not applicable
121	Respondents		

Q87. What is one thing that you would change/improve about the Student Center?

Count	Percent		
65	100.00%		
Count	Percent		
1	1.54%		Add the little plastic things to plate glass windows so the buildings on campus quit killing birds. They are like 12 cents a piece, for cryin' out loud! Spend millions
1	1.54%		Addition of quiet study space. The student center can be quite noisy especially during the day, which is not necessarily inappropriate, but it would be nice to have a glass/closed off quiet study space (which would be closer to the residence halls than the library). I don't think of the student center as an academic/study building.
1	1.54%		Always have a quiet study area that more people know about
1	1.54%		As a commuter student, I often feel left out even though resident students are not the majority on campus, it often seems things in the Student Center are only geared towards them. Also not all students attending UWP are 18 years old, but it always seems like activities are geared towards young students only.
1	1.54%		better dining hours
1	1.54%		Better food options for evening students: especially a coffee (easily accessible) station / kiosk like Molinaro Joe's.
1	1.54%		Bigger, more options, more opportunities, but more importantly before advancements are made to the Student Center, start making the rest of the campus like the Student Center because it is the best tangible feature that Parkside has
1	1.54%		Change the furniture in the entry way (from the parking lot). It's not remotely comfortable nor is it inviting.
1	1.54%		Food choices and prices
1	1.54%		food options
1	1.54%		Get ride of the book store. Prices are outrageous and I will never buy a book there again. I bought a book it cost me \$350 then sold it back for \$50 used it one semester. What a scam. And they went bankrupt?
1	1.54%		Have a competitor compete with the cafeteria so that prices for food goes down.
1	1.54%		Have a relaxations room w/ an aquarium or something actually soothing
1	1.54%		Hire techs who know what they're doing during events, or provide accurate training, or all of the above. I can't tell you the number of events in the Den that were RUIINED because nobody in their right mind knew how to shut the pre-existing music off. Total waste if your employees don't actually know how to do their jobs
1	1.54%		hours, hours of food services, should be able to pay for everything in the den with campus cash. better hours for book store. better hours on the weekend
1	1.54%		I don't feel that the Student Center is a good environment for quiet studying because it is generally a very loud place.
1	1.54%		I encourage more programs and events that are interesting to students and to find better/more efficient ways of marketing them. I also think food services needs better pricing and more options than what they give.
1	1.54%		I have never thought about studying at the student center. If that is the type of environment you're going for; it's way off. The entertainment and speakers are second rate at best. The cinema is nice.
1	1.54%		I would improve some of the food they have at the cafeteria.

1	1.54%	<input type="text"/>	I would like more e-mails and information about events happening. I don't always have time to stop and look for flyers.
1	1.54%	<input type="text"/>	I would make it relevant to anything whatsoever.
1	1.54%	<input type="text"/>	I would make it so that it supports more school spirit. We need more green and black instead of pastels. Rename Brickstone Grill and Eatery to something more that reflects the Rangers... like Ranger Cafe. It also needs more than just an arcade for students to spend their free time. Arcades are dwindling out, billiards is fine, but look at other universities, they have so many more options, like bowling. We should also be able to eat whenever we want to, whenever we get hungry. But to go along with this, we need more than just the same food items that we see every day. We (students) get sick of having to choose between the same items day in and day out.
1	1.54%	<input type="text"/>	I'd make it more cozy.
1	1.54%	<input type="text"/>	Keep the food variety up. Advertise movie and other entertainment events better, or have multiple showing when possible.
1	1.54%	<input type="text"/>	Make programs or activities happen during the day so those who commute can join.
1	1.54%	<input type="text"/>	more food option
1	1.54%	<input type="text"/>	More food options.
1	1.54%	<input type="text"/>	more friendly customer service from all departments.
1	1.54%	<input type="text"/>	More information well in advance for programs and guest speakers. A few days notice is not that easy to plan sometimes. There were several I was interested in, but found out a day late in some instances.
1	1.54%	<input type="text"/>	More offices for student organizations, and a LESS BIASED way of deciding what organization gets what space. The committee last year who made the room assignments was incredibly biased towards one or two specific organizations (PAB) and it definitely shows.
1	1.54%	<input type="text"/>	more outlets! there aren't enough places to plug in a laptop
1	1.54%	<input type="text"/>	more quiet
1	1.54%	<input type="text"/>	More reasonable prices at the bookstore
1	1.54%	<input type="text"/>	more room to sit
1	1.54%	<input type="text"/>	More study areas.
1	1.54%	<input type="text"/>	More study space and quieter music.
1	1.54%	<input type="text"/>	more tables/seating for lunch students, so that students who use the student center for homework and studying don't have to fight for seats.
2	3.08%	<input type="text"/>	n/a
1	1.54%	<input type="text"/>	N/A
1	1.54%	<input type="text"/>	NA
1	1.54%	<input type="text"/>	noise abatement - sonex or such. It's too loud.
1	1.54%	<input type="text"/>	none
1	1.54%	<input type="text"/>	Nothing at all.
1	1.54%	<input type="text"/>	office space for all orgs
1	1.54%	<input type="text"/>	permitted long distance calling! to Milwaukee and surrounding ares.
1	1.54%	<input type="text"/>	prices are too high
1	1.54%	<input type="text"/>	promote activities
1	1.54%	<input type="text"/>	Signs locating where open computer labs are. This is my first semester here and I didn't know of anywhere except the library until I has free time to search around.
1	1.54%	<input type="text"/>	Sit-down coffee shop.
1	1.54%	<input type="text"/>	stop the incessent constant emails. I have abandoned my uwp email cuz i get so much junk from the school. You need a remove from email list option
1	1.54%	<input type="text"/>	Study spaces, right now it more like a loitering center for people who are not interested in studying.
1	1.54%	<input type="text"/>	The cell signal.
1	1.54%	<input type="text"/>	The food I unfortunately have ate in hospitals with better food

1	1.54%	<input type="checkbox"/>	The food is waaaaaaaaay over-priced.
1	1.54%	<input type="checkbox"/>	The food selection is very poor at the cafe. If at all possible, increase what is offered
1	1.54%	<input type="checkbox"/>	The food variety and cost
1	1.54%	<input type="checkbox"/>	The internet connection and more lounging/studying area. Especially during finals, the amount of study area (especially quiet study area) is limited at Parkside. (In my opinion).
1	1.54%	<input type="checkbox"/>	The Student Center would be better if they allowed the seasonal nests of local geese populations to live inside the building instead of on the roof. The geese are part of our community too and shouldn't be discriminated against. Sure, they may be loud, but if we teach them to honk different notes, perhaps they will sing us drinking songs.
1	1.54%	<input type="checkbox"/>	The variety of food that we make on a regular basis.
1	1.54%	<input type="checkbox"/>	There isn't really anything there to begin with. I never go to the student center unless I need to go to the bookstore.
1	1.54%	<input type="checkbox"/>	There should change in food department mean to say more variety.
1	1.54%	<input type="checkbox"/>	variety of food
1	1.54%	<input type="checkbox"/>	Variety of food options, and price of food. I think lowering the prices of items would convince more people to use the Student Center.
1	1.54%	<input type="checkbox"/>	Weekend food choices are pretty unhealthy.

65 Respondents

Q88. Please answer the following questions: - Are you a member of at least one student club or organization this semester?

Count	Percent	<input type="checkbox"/>	
50	42.02%	<input checked="" type="checkbox"/>	Yes
69	57.98%	<input type="checkbox"/>	No
119	Respondents		

Q89. Please answer the following questions: - Are you involved in at least one intramural group, club sport, or organized fitness activity on campus this semester?

Count	Percent	<input type="checkbox"/>	
9	7.50%	<input checked="" type="checkbox"/>	Yes
111	92.50%	<input type="checkbox"/>	No
120	Respondents		





Q90. Please answer the following questions: - Are you a member of a Greek organization?

Count	Percent	<input type="checkbox"/>	
3	2.54%	<input checked="" type="checkbox"/>	Yes
115	97.46%	<input type="checkbox"/>	No
118	Respondents		

















Q91. Please answer the following questions: - Are you a member of an intercollegiate athletic team?

Count	Percent	<input type="checkbox"/>	
3	2.50%	<input checked="" type="checkbox"/>	Yes
117	97.50%	<input type="checkbox"/>	No
120	Respondents		






Q92. Please indicate your current class standing:

Count	Percent		
26	21.85%		First year/Freshman
23	19.33%		Sophomore
27	22.69%		Junior
37	31.09%		Senior
3	2.52%		Graduate student
2	1.68%		Non-degree seeking
1	0.84%		Other
119	Respondents		









Q93. In which subject area is your major?

Count	Percent		
22	18.49%		Business
7	5.88%		Computer Science
3	2.52%		Education
1	0.84%		Engineering
11	9.24%		Health Sciences
1	0.84%		Interdisciplinary
16	13.45%		Liberal Arts/Humanities
2	1.68%		Mathematics
5	4.20%		Physical Sciences
21	17.65%		Social Sciences
1	0.84%		Technology
2	1.68%		Visual and Performing Arts
4	3.36%		I have more than one major
8	6.72%		Undecided
13	10.92%		Other
2	1.68%		Not applicable/I do not have a major.
119	Respondents		

Q94. What is your current gender identity?

Count	Percent		
36	31.30%		Man
70	60.87%		Woman
1	0.87%		Transgender
1	0.87%		Other
7	6.09%		I prefer to not respond to this question.
115	Respondents		

Q95. With which racial category do you most identify?

Count	Percent		
6	5.00%		Asian/Pacific Islander
6	5.00%		Black/African-American
8	6.67%		Latino(a)/Hispanic
0	0.00%		Middle Eastern
0	0.00%		Indigenous/Native American
81	67.50%		White
5	4.17%		Multiracial
14	11.67%		I prefer to not respond to this question.
120	Respondents		

Q96. Are you an international student (holding a SEVIS visa group: F1, F2, J1, J2, BE, BP, B1, B2, WB, WP)?

Count	Percent		
2	1.68%		Yes
117	98.32%		No
119	Respondents		

Q97. Do you identify as lesbian, gay, bisexual, or queer?

Count	Percent		
16	13.33%		Yes
104	86.67%		No
120	Respondents		

Q98. Have you ever been enlisted in any branch of the US military (active duty, veteran, national guard, or reserves)?

Count	Percent		
7	5.88%		Yes
112	94.12%		No
119	Respondents		

Q99. How old are you?

Count	Percent		
1	0.84%	<input type="text"/>	Younger than 18
10	8.40%	<input type="text"/>	18
11	9.24%	<input type="text"/>	19
10	8.40%	<input type="text"/>	20
17	14.29%	<input type="text"/>	21
13	10.92%	<input type="text"/>	22
6	5.04%	<input type="text"/>	23
3	2.52%	<input type="text"/>	24
10	8.40%	<input type="text"/>	25
2	1.68%	<input type="text"/>	26
3	2.52%	<input type="text"/>	27
1	0.84%	<input type="text"/>	28
2	1.68%	<input type="text"/>	29
2	1.68%	<input type="text"/>	30
1	0.84%	<input type="text"/>	31
1	0.84%	<input type="text"/>	32
1	0.84%	<input type="text"/>	33
3	2.52%	<input type="text"/>	34
1	0.84%	<input type="text"/>	35
4	3.36%	<input type="text"/>	36
1	0.84%	<input type="text"/>	37
0	0.00%	<input type="text"/>	38
1	0.84%	<input type="text"/>	39
0	0.00%	<input type="text"/>	40
0	0.00%	<input type="text"/>	41
0	0.00%	<input type="text"/>	42
0	0.00%	<input type="text"/>	43
0	0.00%	<input type="text"/>	44
1	0.84%	<input type="text"/>	45
3	2.52%	<input type="text"/>	46
2	1.68%	<input type="text"/>	47
0	0.00%	<input type="text"/>	48
4	3.36%	<input type="text"/>	49
0	0.00%	<input type="text"/>	50
0	0.00%	<input type="text"/>	51
1	0.84%	<input type="text"/>	52
0	0.00%	<input type="text"/>	53
0	0.00%	<input type="text"/>	54
1	0.84%	<input type="text"/>	55
0	0.00%	<input type="text"/>	56
0	0.00%	<input type="text"/>	57
0	0.00%	<input type="text"/>	58
		<input type="text"/>	

0	0.00%		59
0	0.00%		60
0	0.00%		61
1	0.84%		62
0	0.00%		63
0	0.00%		64
2	1.68%		65+
119 Respondents			

Q100. How many hours do you typically spend studying each week?

Count	Percent		
2	1.67%		0 hours
29	24.17%		1 - 5 hours
37	30.83%		6 - 10 hours
24	20.00%		11 - 15 hours
14	11.67%		16 - 20 hours
5	4.17%		21 - 25 hours
3	2.50%		26 - 30 hours
6	5.00%		More than 30 hours
120 Respondents			

Q101. Is the number of hours that you indicated in the last question more or less than you expected?

Count	Percent		
11	9.48%		More hours than I expected
75	64.66%		About what I expected
30	25.86%		Fewer hours than what I expected
116 Respondents			






Q102. How many hours (during the academic year) do you typically work for pay?

Count	Percent		
27	22.50%		I do not work for pay during the academic year.
18	15.00%		1 - 10 hours per week
12	10.00%		11 - 15 hours per week
14	11.67%		16 - 20 hours per week
26	21.67%		21 - 35 hours per week
12	10.00%		36 - 40 hours per week
11	9.17%		41+ hours per week
120 Respondents			




Q103. If you could start over again, would you attend UW-Parkside?

Count	Percent		
45	37.50%		Definitely yes
47	39.17%		Probably yes
21	17.50%		Probably no
7	5.83%		Definitely no
120 Respondents			



Q104. Will you be enrolled at UW-Parkside next semester?

Count	Percent		
94	78.99%		Definitely yes
13	10.92%		Probably yes
0	0.00%		Probably no
5	4.20%		Definitely no
7	5.88%		Not applicable/Graduating
119	Respondents		



Q105. Did you transfer to this college?

Count	Percent		
65	55.08%		No
31	26.27%		Yes, from a two-year college
22	18.64%		Yes, from a four-year college or university
118	Respondents		

Q106. What is your current enrollment status?

Count	Percent		
96	80.00%		Full time
24	20.00%		Less than full time
120	Respondents		

Q107. Where do you currently live?

Count	Percent		
20	16.67%		On campus (Pike River Suites, Ranger Hall, University Apartments)
25	20.83%		Off campus, alone or with friends/roommates
44	36.67%		Off campus, with my parent(s)/guardian(s)
30	25.00%		Off campus, with my spouse/partner/children
0	0.00%		I am currently studying abroad.
1	0.83%		Other
120	Respondents		

Q108. Are you the first (i.e., neither of your parents/guardians or siblings have attended any college) in your family to go to college?

Count	Percent		
37	30.83%		Yes
83	69.17%		No
120	Respondents		

Q109. What is your expected GPA for this semester?

Count	Percent		
47	39.17%		3.5 - 4.0
43	35.83%		3.0 - 3.4
24	20.00%		2.5 - 2.9
5	4.17%		2.0 - 2.4
1	0.83%		Below 2.0
120	Respondents		